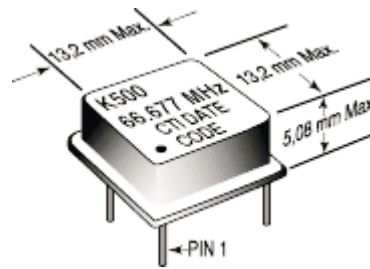


- 4-pin Package, Compatible with 8-pin DIL
- 1.0MHz to 70MHz Frequency Range
- HCMOS Circuit, TTL/CMOS Compatible
- Tight Symmetry (45/55%) Available
- Tri-State Option Available
- ±100ppm Stability Standard
- Tighter Stabilities Available
- ±25ppm Stability:- K525
- ±50ppm Stability:- K550

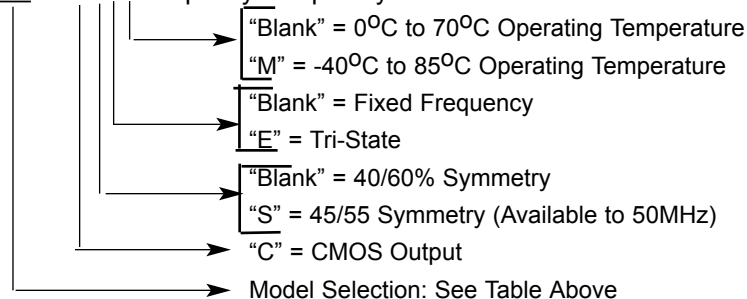


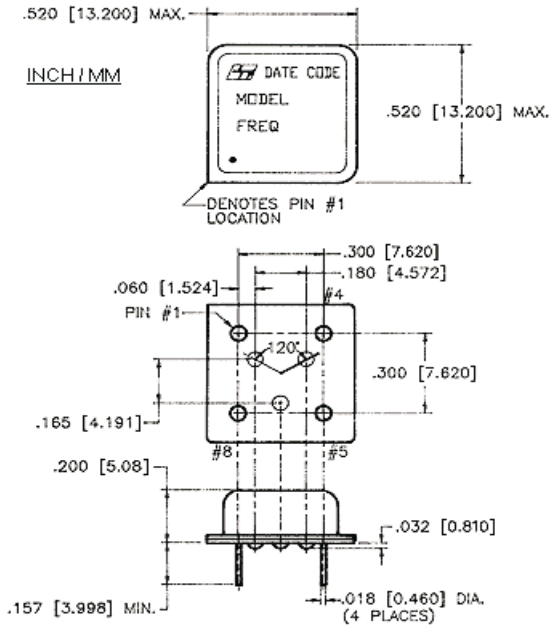
ELECTRICAL SPECIFICATIONS

MODEL	K500	K550	K525
Frequency Range (MHz)	1.0 to 70		
Frequency Stability (ppm)			
Overall	Inclusive of calibration, temperature, voltage, load, shock, vibration, aging		
0°C to 70°C	±100	±50	±25
Temperature Range (°C)			
Operating	-40°C to +85°C		
Storage	-55°C to +125°C		
Supply Voltage (V)	+5.0 ±10%		
Supply Current (mA)			
<20MHz	15		
20 - 70 MHz	50		
Output TTL			
Symmetry	40/60% @ 1.4V; 45/55% Optional		
T _R and T _F (ns)	≤20MHz =8; > 20MHz = 6		
Fanout (TTL)	10		
Output CMOS			
Symmetry	40/60 @ 0.5V _{CC}		
T _R and T _F (ns)	≤20MHz =10; > 20MHz = 8		
Start up Time (ms)	<10		

PART NUMBERING GUIDE

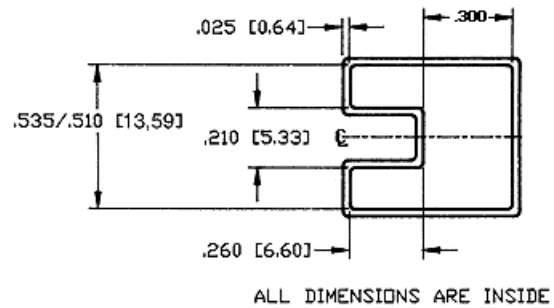
K5XXBACXXX - Specify Frequency



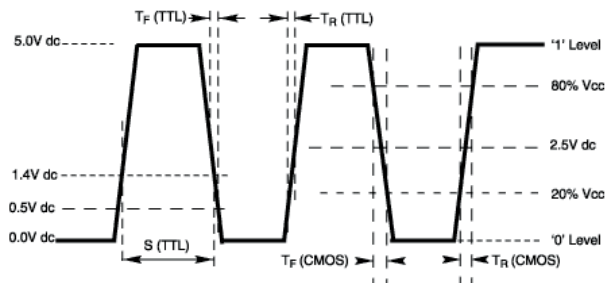


PIN	FUNCTION
1	N/C / Tri-State
2	Ground
3	Output
4	+V _{CC}

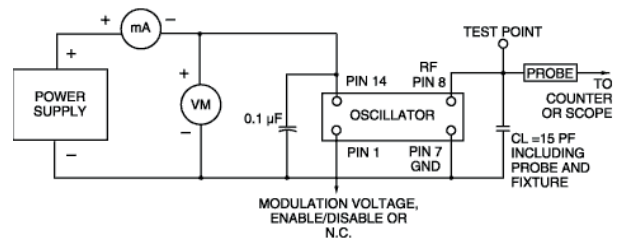
SHIPPING TUBE CROSS SECTION



OUTPUT WAVEFORM



TEST CIRCUIT DIAGRAM



MECHANICAL AND ENVIRONMENTAL SPECIFICATIONS

TEST METHODS	REFERENCE PROCEDURES	DESCRIPTION
Temperature Cycle	MIL-STD-833, Mtd 1010, Cond. B	-55°C to +125°C; Air-to-Air; 100 cycles; 10 min. dwell
Mechanical Shock	MIL-STD-883, Mtd 2002, Cond. B	1500 g's
Vibration	MIL-STD 883, Mtd 2007, Cond. B	20-2000 Hz; 0.06 inch; 15g's; 3 planes
Humidity Steady State	MIL-STD-202, Mtd 103	40°C; 90%-95% R.H.; 56 days
Thermal Shock	MIL-STD-883, Mtd 1011.7 Cond. B	100°C to 0°C; Water-to-Water; 15 cycles
Electrostatic Discharge	MIL-STD-883, Mtd 3015 Class II	2 KV to 4 KV Threshold
Solderability	MIL-STD-883, Mtd 2022.2	Solder dip; Meniscograph Criteria
Hermeticity	MIL-STD-883, Mtd 1014.8, Cond. A1	Mass spectro. 2 x 10 ⁻⁸ atmos. CC/sec He
Resistance to Soldering	MIL-STD-202, Mtd 210D, Cond. J	235°C; 30 seconds
Lead Integrity	MIL-STD-883, Mtd 2004.5, Cond. A, B1	Lead tension & bend stress
Marking Permanence	MIL-STD-883, Mtd 2015.8	Resistance to solvents
Life Test	MIL-STD-883, Mtd 1005.6	125°C, powered, 1000 hours minimum