


Value Series through the board low profile MIL-PRF-21038 Interface Transformers (0° to +70° C)

These non-QPL interface transformers conform to all electrical and physical parameters of MIL-PRF-21038/27 and provide performance as required over 0° to +70° C. Built and tested in ISO 9002 approved facilities.

- for use in MIL-STD-1553 applications
- low profile, 0.155 in. height
- dual ratio in a single package
- performance to MIL-PRF-21038/27 requirements
- built in ISO 9002 facility
- 0° to +70° C



APPLICABLE SPECIFICATIONS

- MIL-STD-1553B
- MIL-STD-202
- MIL-T-10727
- MIL-PRF-21038
- ISO 9002

SUMMARY PERFORMANCE SPECIFICATIONS

Impedance.....	see table
Droop.....	≤ 20%
Overshoot.....	± 1V max
Common mode rejection (CMR).....	≥ 45 dB
Frequency range (no load).....	75 kHz to 1MHz
Operating temperature range.....	0° to +70°C
Weight.....	≤ 5 grams
Insulation resistance (min).....	10K megohms @ 250 Vdc
Dielectric withstanding voltage.....	100 Vrms

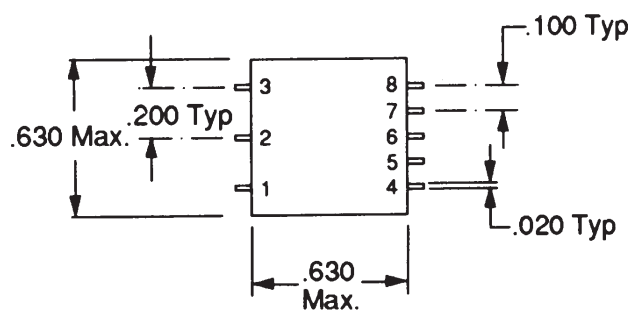
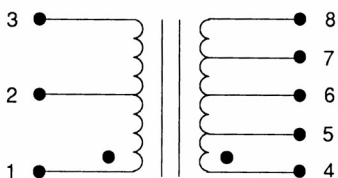


CHARACTERISTICS

PART NO.	TERMINALS	RATIO ($\pm 3\%$)	RDC (ohms) MAX.	IMPEDANCE (ohms) MIN.
TLC1553-1	1-3:4-8 1-3:5-7	1CT:1CT 1CT:.707CT	1-3 = 3.0 4-8 = 3.0	(1-3) 4,000
TLC1553-2	1-3:4-8 1-3:5-7	1.4CT:1CT 2CT:1CT	1-3 = 3.5 4-8 = 3.0	(1-3) 7,200
TLC1553-3	1-3:4-8 1-3:5-7	1.25CT:1CT 1.66CT:1CT	1-3 = 3.2 4-8 = 3.0	(1-3) 4,000
TLC1553-5*	1-3:4-8 1-3:5-7	1CT:2.12CT 1CT:1.5CT	1-3 = 1.0 4-8 = 3.5	(4-8) 4,000
TLC1553-40*	1-3:4-8 1-3:5-7	1CT:2.5CT 1CT:1.75CT	1-3 = 1.0 4-8 = 3.5	(4-8) 4,000
TLC1553-45*	1-3:4-8 1-3:5-7	1CT:2.5CT 1CT:1.79CT	1-3 = 1.0 4-8 = 3.5	(4-8) 4,000

*Designed for transceivers utilizing a single supply voltage (+5V).

SCHEMATICS AND DIMENSIONS



Notes:

1. All dimensions are in inches.
2. Tolerances: .xx = +.008
3. All specifications and dimensions are subject to change without notice.

