

HZK Series

Silicon Epitaxial Planar Zener Diodes for Stabilized Power Supply

HITACHI

ADE-208-126B (Z)
Rev. 2

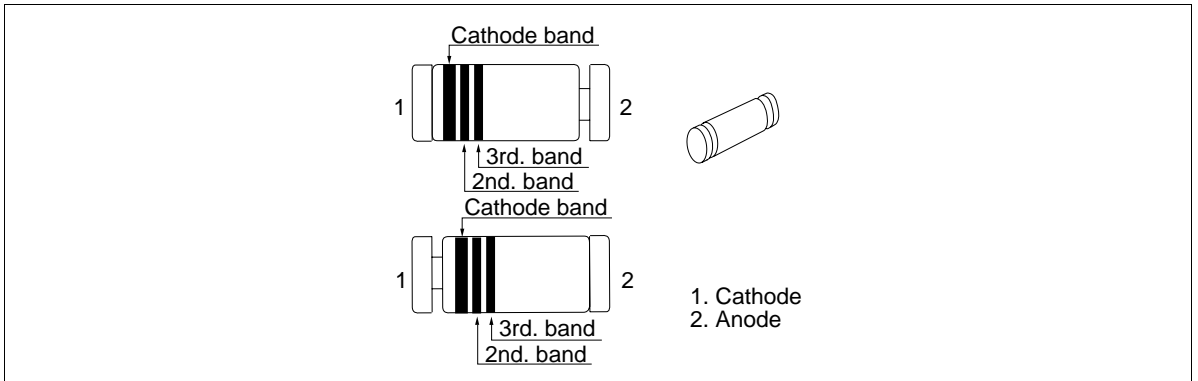
Features

- Low leakage, low zener impedance and maximum power dissipation of 500mW.
- Wide spectrum from 1.9V through 38V of zener voltage provide flexible application.
- LLD Package is suitable for high density surface mounting and high speed assembly.

Ordering Information

Type No.	Mark	Package Code
HZK Series	Color Code	LLD

Outline



Absolute Maximum Ratings ($T_a = 25^\circ\text{C}$)

Item	Symbol	Value	Unit
Power dissipation	P_d^*	500	mW
Junction temperature	T_j	175	$^\circ\text{C}$
Storage temperature	T_{stg}	-55 to +175	$^\circ\text{C}$

Note: With P.C. Board.

HZK Series

Electrical Characteristics (Ta = 25°C)

Type	Grade	Zener Voltage			Reverse Current		Dynamic Resistance	
		V _Z (V)*		Test Condition	I _R (μA)	Test Condition	r _d (Ω)	Test Condition
		Min	Max	I _Z (mA)	Max	V _R (V)	Max	I _Z (mA)
HZK2	B	1.9	2.3	5	5	0.5	100	5
	C	2.2	2.6					
HZK3	A	2.5	2.9	5	5	0.5	100	5
	B	2.8	3.2					
	C	3.1	3.5					
HZK4	A	3.4	3.8	5	5	1.0	100	5
	B	3.7	4.1					
	C	4.0	4.4					
HZK5	A	4.3	4.7	5	5	1.5	100	5
	B	4.6	5.0					
	C	4.9	5.3					
HZK6	A	5.2	5.7	5	5	2	40	5
	B	5.5	6.0					
	C	5.8	6.4					
HZK7	A	6.3	6.9	5	1	3.5	15	5
	B	6.7	7.3					
	C	7.2	7.9					
HZK9	A	7.7	8.5	5	1	5	20	5
	B	8.3	9.1					
	C	8.9	9.7					
HZK11	A	9.5	10.3	5	1	7.5	25	5
	B	10.2	11.1					
	C	10.9	11.9					
HZK12	A	11.6	12.7	5	1	9.5	35	5
	B	12.4	13.4					
	C	13.2	14.3					
HZK15		14.1	15.5	5	1	11	40	5
HZK16		15.3	17.1	5	1	12	45	5
HZK18		16.9	19.0	5	1	13	55	5
HZK20		18.8	21.1	2	1	15	60	2
HZK22		20.9	23.3	2	1	17	65	2

Note: Tested with DC.

HITACHI

Electrical Characteristics (Ta = 25°C) (cont)

Type	Grade	Zener Voltage			Reverse Current		Dynamic Resistance	
		V _z (V)*		Test Condition	I _R (μA)	Test Condition	r _d (Ω)	Test Condition
		Min	Max	I _z (mA)	Max	V _R (V)	Max	I _z (mA)
HZK24		22.9	25.5	2	1	19	70	2
HZK27		25.2	28.6	2	1	21	80	2
HZK30		28.2	31.6	2	1	23	100	2
HZK33		31.2	34.6	2	1	25	120	2
HZK36		34.2	38.0	2	1	27	140	2

Note: Tested with DC.

Type No. is as Follows: HZK2B, HZK2C, ●●● HZK36.

HZK Series

MARK COLOR CODE

Type	Cathode Band	Second Band	Third Band
HZK2B	Yellow Green	Yellow Ocher	Verdure
HZK2C	Yellow Green	Yellow Ocher	Light Blue
HZK3A	Yellow Green	Pink	Pink
HZK3B	Yellow Green	Pink	Verdure
HZK3C	Yellow Green	Pink	Light Blue
HZK4A	Yellow Green	Orange	Pink
HZK4B	Yellow Green	Orange	Verdure
HZK4C	Yellow Green	Orange	Light Blue
HZK5A	Yellow Green	Yellow	Pink
HZK5B	Yellow Green	Yellow	Verdure
HZK5C	Yellow Green	Yellow	Light Blue
HZK6A	Yellow Green	Verdure	Pink
HZK6B	Yellow Green	Verdure	Verdure
HZK6C	Yellow Verdure	Verdure	Light Blue
HZK7A	Yellow Green	Yellow Green	Pink
HZK7B	Yellow Green	Yellow Green	Verdure
HZK7C	Yellow Green	Yellow Green	Light Blue
HZK9A	Yellow Green	Purple	Pink
HZK9B	Yellow Green	Purple	Verdure
HZK9C	Yellow Green	Purple	Light Blue
HZK11A	Yellow Green	Light Blue	Pink
HZK11B	Yellow Green	Light Blue	Verdure
HZK11C	Yellow Green	Light Blue	Light Blue
HZK12A	Yellow Green	White	Pink
HZK12B	Yellow Green	White	Verdure
HZK12C	Yellow Green	White	Light Blue
HZK15	Light Blue	Black	Pink
HZK16	Light Blue	Yellow Ocher	Pink
HZK18	Light Blue	Pink	Pink
HZK20	Light Blue	Orange	Pink
HZK22	Light Blue	Yellow	Pink
HZK24	Light Blue	Verdure	Pink
HZK27	Light Blue	Yellow Green	Pink
HZK30	Light Blue	Purple	Pink
HZK33	Light Blue	Light Blue	Pink
HZK36	Light Blue	White	Pink

HITACHI

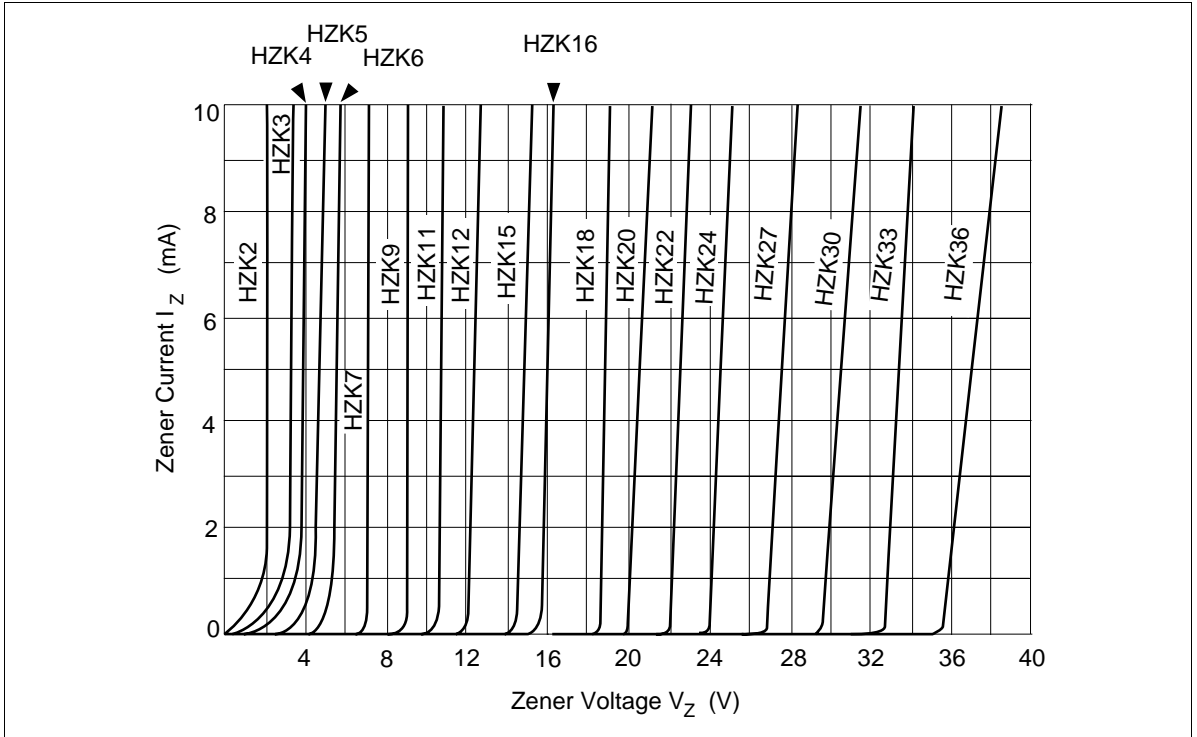


Fig.1 Zener current Vs. Zener voltage

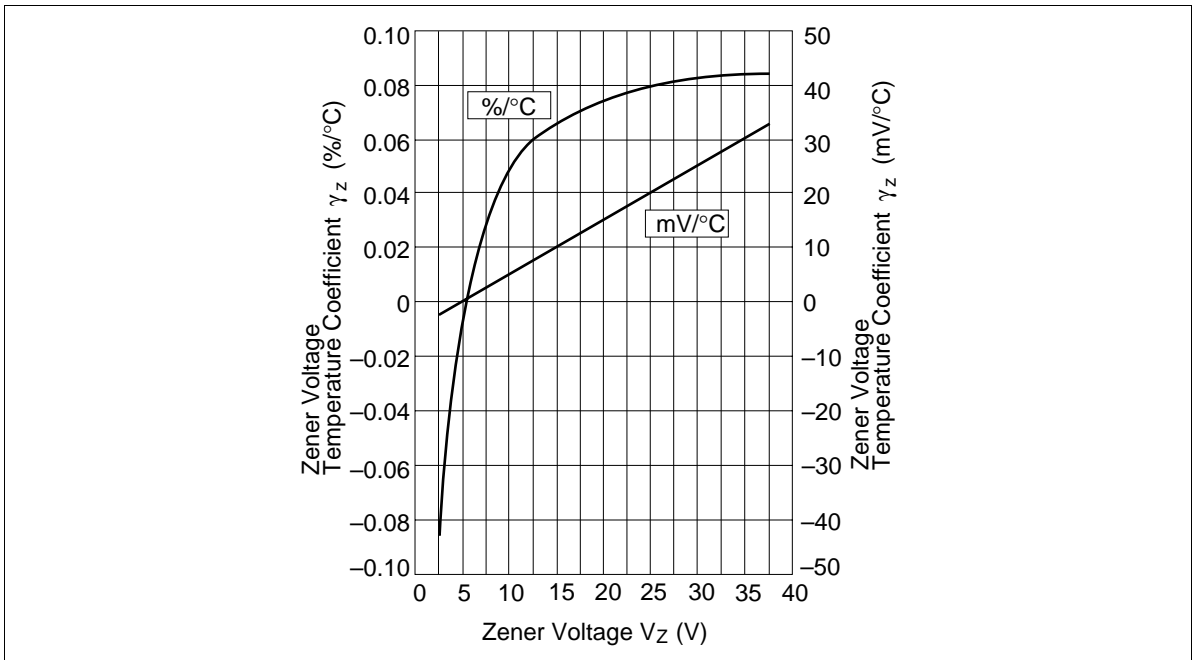


Fig.2 Temperature Coefficient Vs. Zener voltage

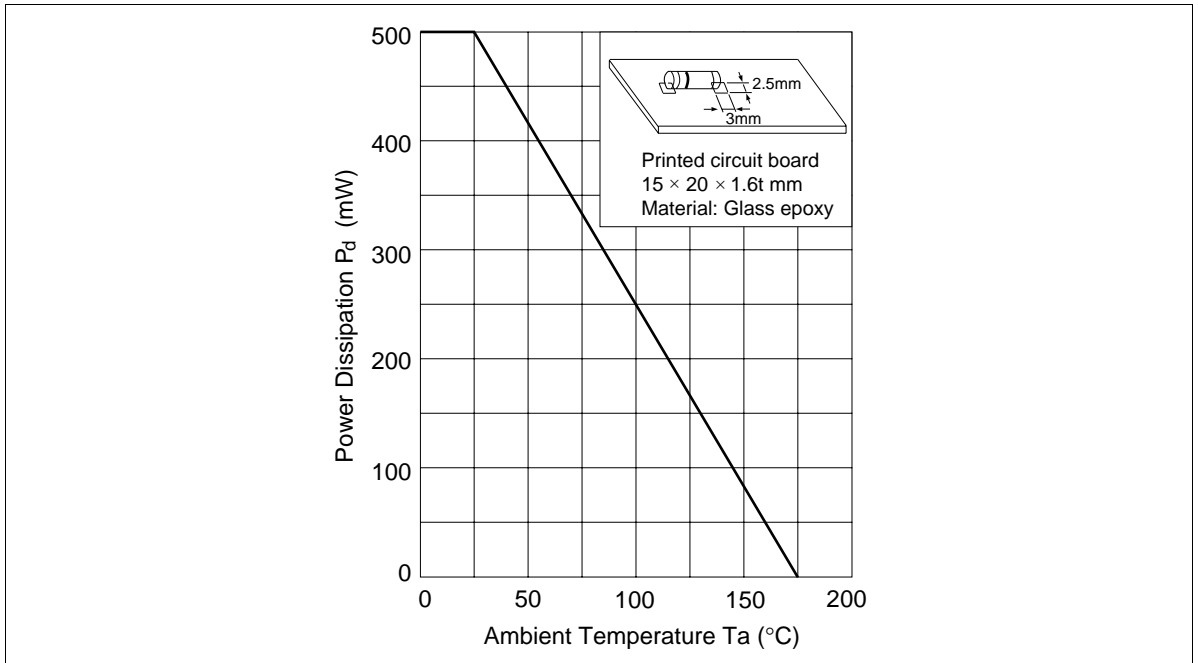
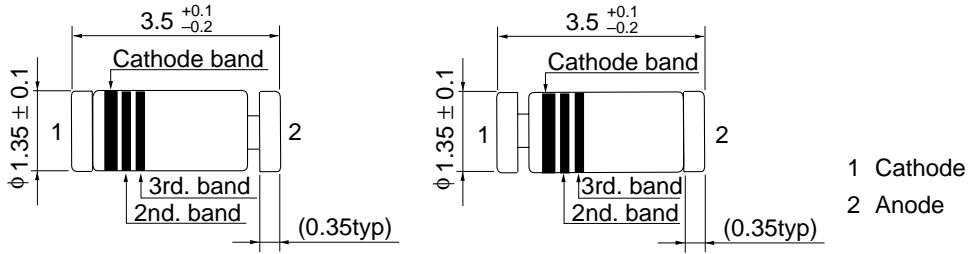


Fig.3 Power Dissipation Vs. Ambient Temperature

Package Dimensions

Unit: mm



() : Reference only

HITACHI Code	LLD
JEDEC Code	—
EIAJ Code	—
Weight (g)	0.027

Cautions

1. Hitachi neither warrants nor grants licenses of any rights of Hitachi's or any third party's patent, copyright, trademark, or other intellectual property rights for information contained in this document. Hitachi bears no responsibility for problems that may arise with third party's rights, including intellectual property rights, in connection with use of the information contained in this document.
2. Products and product specifications may be subject to change without notice. Confirm that you have received the latest product standards or specifications before final design, purchase or use.
3. Hitachi makes every attempt to ensure that its products are of high quality and reliability. However, contact Hitachi's sales office before using the product in an application that demands especially high quality and reliability or where its failure or malfunction may directly threaten human life or cause risk of bodily injury, such as aerospace, aeronautics, nuclear power, combustion control, transportation, traffic, safety equipment or medical equipment for life support.
4. Design your application so that the product is used within the ranges guaranteed by Hitachi particularly for maximum rating, operating supply voltage range, heat radiation characteristics, installation conditions and other characteristics. Hitachi bears no responsibility for failure or damage when used beyond the guaranteed ranges. Even within the guaranteed ranges, consider normally foreseeable failure rates or failure modes in semiconductor devices and employ systemic measures such as fail-safes, so that the equipment incorporating Hitachi product does not cause bodily injury, fire or other consequential damage due to operation of the Hitachi product.
5. This product is not designed to be radiation resistant.
6. No one is permitted to reproduce or duplicate, in any form, the whole or part of this document without written approval from Hitachi.
7. Contact Hitachi's sales office for any questions regarding this document or Hitachi semiconductor products.

HITACHI

Hitachi, Ltd.

Semiconductor & Integrated Circuits.
Nippon Bldg., 2-6-2, Ohte-machi, Chiyoda-ku, Tokyo 100-0004, Japan
Tel: Tokyo (03) 3270-2111 Fax: (03) 3270-5109

URL North America : <http://semiconductor.hitachi.com/>
 Europe : <http://www.hitachi-eu.com/hel/ecg>
 Asia (Singapore) : <http://www.has.hitachi.com.sg/grp3/sicd/index.htm>
 Asia (Taiwan) : http://www.hitachi.com.tw/E/Product/SICD_Frame.htm
 Asia (HongKong) : <http://www.hitachi.com.hk/eng/bo/grp3/index.htm>
 Japan : <http://www.hitachi.co.jp/Sicd/indx.htm>

For further information write to:

Hitachi Semiconductor
(America) Inc.
179 East Tasman Drive,
San Jose, CA 95134
Tel: <1> (408) 433-1990
Fax: <1>(408) 433-0223

Hitachi Europe GmbH
Electronic components Group
Dornacher Straße 3
D-85622 Feldkirchen, Munich
Germany
Tel: <49> (89) 9 9180-0
Fax: <49> (89) 9 29 30 00

Hitachi Europe Ltd.
Electronic Components Group.
Whitebrook Park
Lower Cookham Road
Maidenhead
Berkshire SL6 8YA, United Kingdom
Tel: <44> (1628) 585000
Fax: <44> (1628) 778322

Hitachi Asia Pte. Ltd.
16 Collyer Quay #20-00
Hitachi Tower
Singapore 049318
Tel: 535-2100
Fax: 535-1533

Hitachi Asia Ltd.
Taipei Branch Office
3F, Hung Kuo Building, No.167,
Tun-Hwa North Road, Taipei (105)
Tel: <886> (2) 2718-3666
Fax: <886> (2) 2718-8180

Hitachi Asia (Hong Kong) Ltd.
Group III (Electronic Components)
7/F., North Tower, World Finance Centre,
Harbour City, Canton Road, Tsim Sha Tsui,
Kowloon, Hong Kong
Tel: <852> (2) 735 9218
Fax: <852> (2) 730 0281
Telex: 40815 HITEC HX

Copyright ' Hitachi, Ltd., 1999. All rights reserved. Printed in Japan.

HITACHI