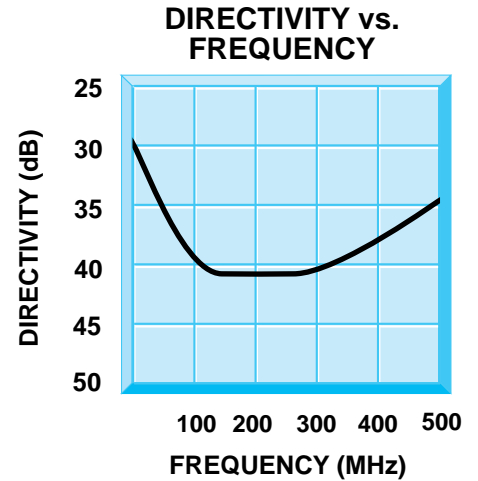
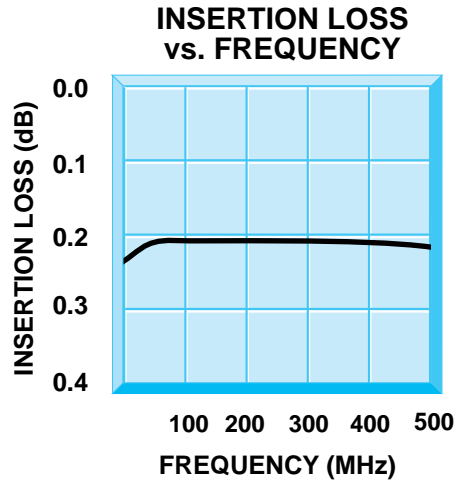
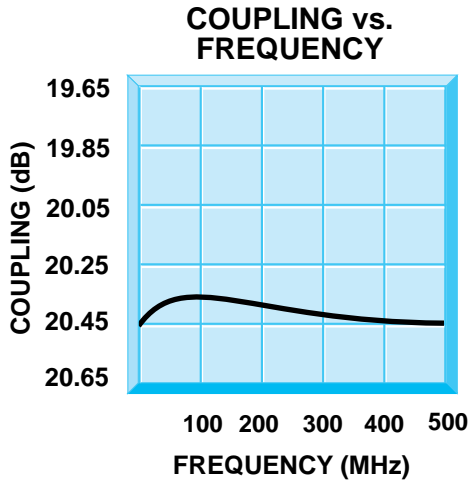


# D4-40001 / 40002 / 40003

## 10 to 500 MHz 20 dB Bi-Directional Couplers

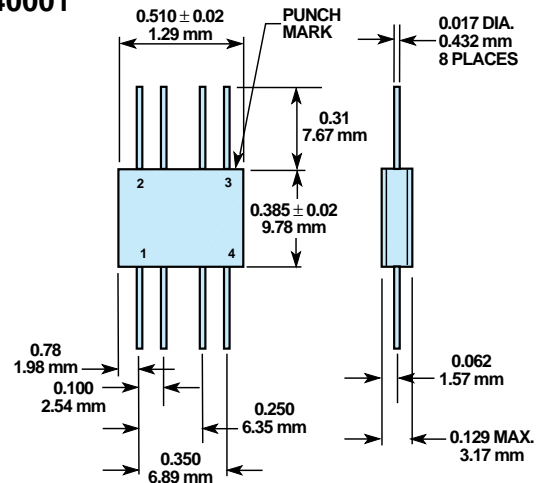


### Guaranteed Specifications (-54° to +85°C)

Frequency Range	10 to 1000 MHz
Coupling	20.25 ± 0.35 dB
Coupling Flatness	±0.5 dB Max.
Insertion Loss	0.5 dB Max.
Directivity	20 dB Min.
VSWR	1.2:1 Max.
Impedance	50 Ohms
Power Handling	3 Watts Max.

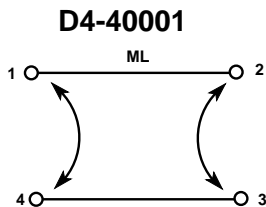
### Mechanical Outline

#### D4-40001



Additional Mechanical Outlines on next page

### Functional Schematic



**SIGNAL**  
TECHNOLOGY CORPORATION  
OLEKTRON OPERATION

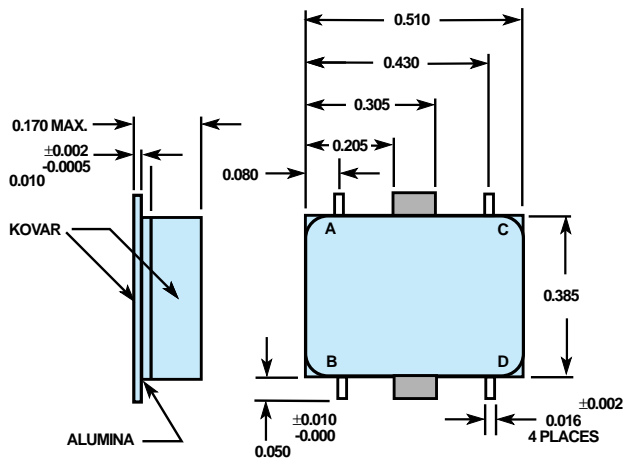
28 Tozer Road • Beverly, MA 01915-5579  
Tel. 978.922.0019 • Fax 978.927.9328

# D4-40001 / 40002 / 40003

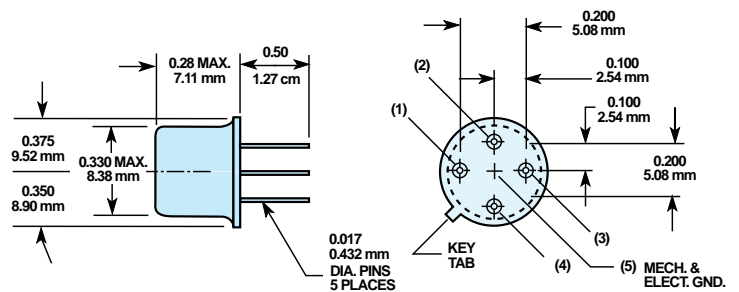
## 10 to 500 MHz 20 dB Bi-Directional Couplers

### Mechanical Outline

**D4-40002**

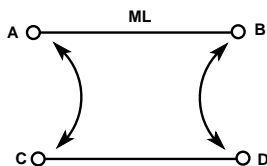


**D4-40003**



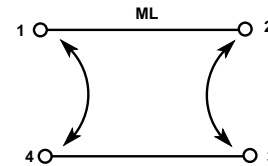
### Functional Schematic

**D4-40002**



### Functional Schematic

**D4-40003**



**SIGNAL**  
 TECHNOLOGY CORPORATION  
 ELEKTRON OPERATION

28 Tozer Road • Beverly, MA 01915-5579  
 Tel. 978.922.0019 • Fax 978.927.9328