

SEMPACK® 2 Fast Diode Modules

SKKE 165 M



SKKE

Features

- Heat transfer through ceramic isolated metal baseplate
- Hard soldered joints for high reliability
- UL recognized, file no. E 63532

Typical Applications

- Self-commutated inverters
- DC choppers
- AC motor speed control
- Inductive heating
- Uninterruptible power supplies
- Electronic welders
- General power switching applications

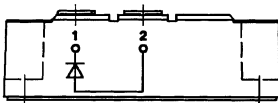
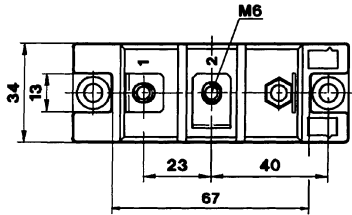
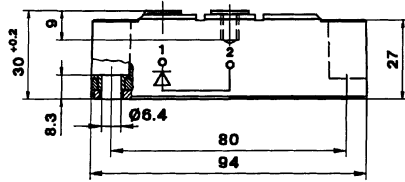
V_{RSM} V_{RRM}	I_{FRMS} (maximum value for continuous operation) 300 A
V	I_{FAV} (sin. 180; $T_{case} = 75\text{ °C}$; 50 Hz) 165 A
400	SKKE 165 M 04
600	SKKE 165 M 06
800	SKKE 165 M 08

Symbol	Conditions	SKKE 165 M
I_{FAV}	sin. 180; $T_{case} = 75\text{ °C}$	160 A
I_{FSM}	$T_{vj} = 25\text{ °C}$; 10 ms $T_{vj} = 125\text{ °C}$; 10 ms	3 300 A 3 000 A
i^2t	$T_{vj} = 25\text{ °C}$; 8,3 ... 10 ms $T_{vj} = 125\text{ °C}$; 8,3 ... 10 ms	54 500 A ² s 45 000 A ² s
t_{rr}	$T_{vj} = 25\text{ °C}$; $I_F = 1\text{ A}$; – $di_F/dt = 15\text{ A}/\mu\text{s}$; $V_R = 30\text{ V}$	2 μs
Q_{rr}	} $T_{vj} = 125\text{ °C}$; $I_F = 100\text{ A}$; – $di_F/dt = 30\text{ A}/\mu\text{s}$; $V_R = 30\text{ V}$	65 μC
I_{RM}		45 A
I_R	$T_{vj} = 25\text{ °C}$; $V_R = V_{RRM}$ $T_{vj} = 125\text{ °C}$; $V_R = V_{RRM}$	2 mA 50 mA
V_F	$T_{vj} = 25\text{ °C}$; $I_F = 500\text{ A}$; max.	1,65 V
$V_{(TO)}$	} $T_{vj} = 125\text{ °C}$	0,9 V
r_T		1,5 m Ω
R_{thjc}	} per diode/per module	0,2 °C/W
R_{thch}		0,1 °C/W
T_{vj}		– 40 ... +125 °C
T_{stg}		– 40 ... +125 °C
V_{isol}		a. c. 50 Hz; r.m.s.; 1 s/1 min.
M_1	} Case to heatsink Busbars to terminals	5 Nm/44 lb. in. $\pm 15\%$
M_2		SI units/ US units
w	approx.	250 g
Case		A 55

SKKE 165 M

Case A 55

SEMIPACK® 2



Dimensions in mm