


Metalized Polypropylene Film Capacitors

NPTM Series

WRAP AND FILL, NON-INDUCTIVE, METALLIZED POLYPROPYLENE FILM CAPACITORS, AXIAL LEAD

FEATURES

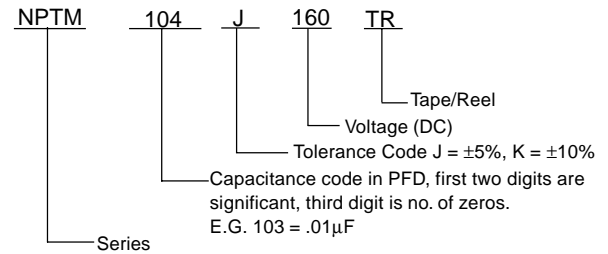
- LOW INDUCTANCE, LOW ESR AND EXCELLENT FOR HIGH RIPPLE CURRENT
- IDEAL FOR HIGH PERFORMANCE INPUT FILTER, DC BLOCKING AND OUTPUT FILTER APPLICATIONS IN HIGH FREQUENCY SWITCHED-MODE POWER SUPPLIES
- AVAILABLE ON TAPE AND REEL FOR AUTOMATIC INSERTION



SPECIFICATIONS

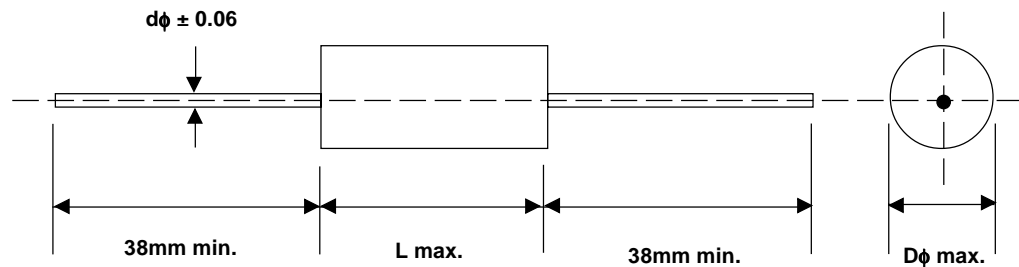
Operating Temperature	-40°C to +85°C
Rated Voltage (VDC)	100V, 250V, 400V 630V
Capacitance Range	0.01 to 10μF
Capacitance Tolerance	±5% (J), ±10% (K)
Insulation Resistance(Min.)	C<0.33μF IR≥30,000 Megohm C≥0.33μF IR≥10,000 Megohm/μF
Dissipation Factor	≤0.002 (at 1 KHZ) (Typical 0.001) ≤0.002 (at 10 KHZ) For 0.01 < C ≤ 0.1μF ≤0.003(at 10 KHZ) For 0.1 < C ≤ 1.0μF
Dielectric Strength	150% of Rated Voltage for 5 Seconds

PART NUMBER



LEAD DIAMETER (mm)

OD	d∅
up to 8.0mm	0.6mm
over 8.0mm	0.8mm



STANDARD PRODUCTS AND CASE SIZE TABLE (mm)

Cap(μF)	Working Voltage									
	100VDC/63VAC		160VDC/85VAC		250VDC/120VAC		400VDC/250VAC		630VDC/300VAC	
	OD	L	OD	L	OD	L	OD	L	OD	L
0.01					5.0	14.0	5.5	14.0	6.5	14.0
0.015					5.5	14.0	6.0	14.0	7.0	14.0
0.022					6.0	14.0	7.0	14.0	8.0	14.0
0.033	5.0	14.0	5.5	14.0	6.0	14.0	7.5	14.0	8.0	19.0
0.047	5.5	14.0	6.0	14.0	6.5	14.0	8.0	14.0	9.0	19.0
0.068	5.5	14.0	6.5	14.0	7.5	14.0	8.0	19.0	10.5	27.0
0.1	6.0	14.0	7.0	14.0	8.0	14.0	8.5	19.0	11.0	27.0
0.15	7.5	14.0	8.0	14.0	8.5	19.0	10.0	27.0	13.0	32.0
0.22	9.0	14.0	8.0	19.0	9.0	19.0	9.5	27.0	14.0	33.0
0.33	8.0	19.0	9.0	19.0	10.5	27.0	11.5	27.0	16.0	33.0
0.47	9.0	19.0	10.0	19.0	10.5	27.0	13.0	32.0	19.0	33.0
0.68	11.0	19.0	11.0	27.0	12.5	27.0	15.0	33.0	19.0	37.0
1.0	13.0	19.0	12.0	27.0	12.5	32.0	17.0	33.0	20.0	47.0
1.5	12.0	27.0	13.5	32.0	15.0	33.0	20.5	37.0	22.0	47.0
2.2	15.0	27.0	16.5	32.0	18.0	33.0	24.0	38.0	24.0	47.0
3.3	18.0	27.0	20.0	32.0	19.0	47.0	26.0	47.0		
4.7	15.5	32.0	19.0	47.0	22.0	47.0	30.0	47.0		
6.8	18.0	47.0	22.5	47.0	27.0	47.0				
8.2	20.0	47.0	25.0	47.0	29.5	47.0				
10.0	22.0	47.0	27.0	47.0	32.5	47.0				

