


E13J2 Series

- PECL Output Oscillators
- 3.3V supply voltage
- 6 pad PCB SMD package with J-leads
- Stability to 20ppm
- Output Enable/Disable available
- Complementary Output available
- Available on Tape and Reel



NOTES

ELECTRICAL SPECIFICATIONS

Frequency Range		19.440MHz to 212.500MHz
Operating Temperature Range		0°C to 70°C or -40°C to 85°C
Storage Temperature Range		-55°C to 125°C
Supply Voltage (V_{CC})		3.3V _{DC} ±5%
Input Current		75mA Maximum
Logic Type		100KH
Frequency Tolerance / Stability	Inclusive of Operating Temp Range, Supply Voltage, Load, and Aging @25°C over 10 years	±100ppm, ±50ppm, ±25ppm, or ±20ppm Maximum
Output Voltage Logic High (V_{OH})		V _{CC} -1.025V _{DC} Minimum
Output Voltage Logic Low (V_{OL})		V _{CC} -1.620V _{DC} Maximum
Rise Time / Fall Time	20% to 80% of waveform	2 nSeconds Maximum
Duty Cycle	at 50% of waveform	50 ±10(%) 50 ±5(%)
Load Drive Capability		50 Ohms into V _{CC} -2.0V _{DC}
Logic Control / Additional Output		No Connect, Enable/Disable, Complementary Output, or Complementary Output and Enable/Disable
Enable/Disable Input Voltage	V _{IL} of V _{CC} -1.475V _{DC} Maximum No Connection V _{IH} of V _{CC} -1.165V _{DC} Minimum	Enables Output Enables Output Disables Output: Logic Low Disables Complementary Output: Logic High
Start Up Time		10 mSeconds Maximum
RMS Phase Jitter	FJ = 12kHz to 20MHz	1 pSec Maximum

MANUFACTURER ECLIPTEK CORP.	CATEGORY OSCILLATOR	SERIES E13J2	PACKAGE 6-PCB-J	VOLTAGE 3.3V	CLASS 0S70	REV. DATE 03/02
--------------------------------	------------------------	-----------------	--------------------	-----------------	---------------	--------------------

PART NUMBERING GUIDE

E13J2 F 2 C - 155.520M TR

FREQUENCY TOLERANCE & STABILITY/ OPERATING TEMPERATURE RANGE

C=±100ppm Maximum over 0°C to +70°C
 D=±50ppm Maximum over 0°C to +70°C
 E=±25ppm Maximum over 0°C to +70°C
 F=±20ppm Maximum over 0°C to +70°C
 G=±100ppm Maximum over -40°C to +85°C
 H=±50ppm Maximum over -40°C to +85°C

DUTY CYCLE

1=50% ±10%, 2=50% ±5%

AVAILABLE OPTIONS

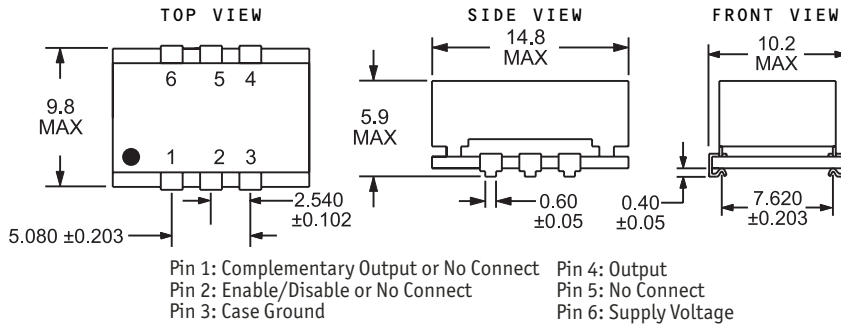
Blank=Tubes
 TR=Tape and Reel (Standard)

FREQUENCY

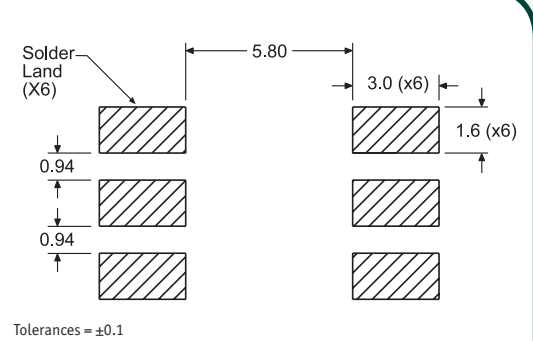
LOGIC CONTROL/ADDITIONAL OUTPUT

A=No Connect
 B=Enable/Disable
 C=Complementary Output
 D=Complementary Output and Enable/Disable

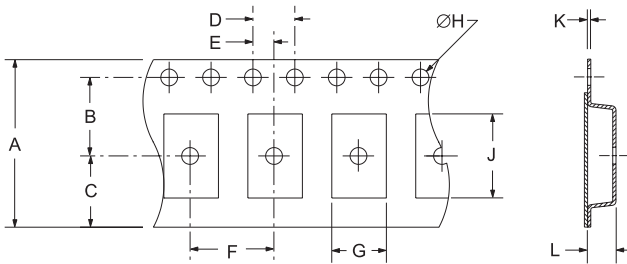
MECHANICAL DIMENSIONS ALL DIMENSIONS IN MILLIMETERS



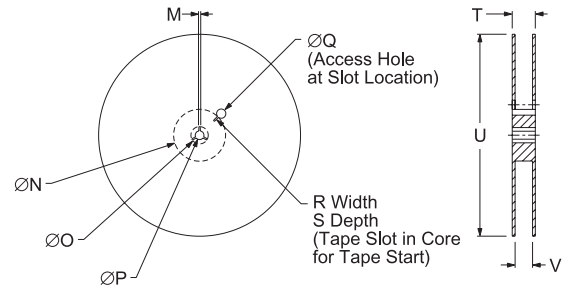
SUGGESTED SOLDER PAD LAYOUT ALL DIMENSIONS IN MILLIMETERS



TAPE AND REEL DIMENSIONS ALL DIMENSIONS IN MILLIMETERS



TAPE	A	B	C	D	E
	24 ±.3	11.5 ±.1	10.75 ±.1	4 ±.2	2 ±.1
F	G	H	J	K	L
	12 ±.1	B0*	1.5 ±.1-0	A0*	.4 ±.05



REEL	M	N	O	P	Q
	1.5 MIN	50 MIN	20.2 MIN	13 ±.2	40 MIN
R	S	T	U	V	QTY/REEL
	2.5 MIN	10 MIN	30.4 MAX	360 MAX	24.4±2-0

*Compliant to EIA 481A

ENVIRONMENTAL/MECHANICAL SPECIFICATIONS

Characteristic	Specification
Seal Integrity	Bubble test in Perfluorocarbon at +125°C ±5°C for 60 seconds minimum (internal crystal only).
Solderability	Sn63 Solder dip at +230°C ±5°C for 5 seconds/95% coverage.
Marking Permanency	10 Strokes with brush after 1 minute soak in solvent, 3 times.
Shock	Random drop on hard wooden plate 3 times from a height of 20cm.
Vibration	Frequency with an amplitude of 1.5mm sweeping between 10Hz to 55Hz within 1 minute (approximately) for 2 hours minimum on each axis (X, Y and Z) for a total of 6 hours.

MARKING SPECIFICATIONS

Line 1: ECLIPTEK
 Line 2: XX.XXX M
 — Frequency in MHz (5 Digits Maximum + Decimal)
 Line 3: XX Y ZZ
 — Week of Year
 — Last Digit of Year
 — Ecliptek Manufacturing Identifier

MANUFACTURER	CATEGORY	SERIES	PACKAGE	VOLTAGE	CLASS	REV. DATE
ECLIPTEK CORP.	OSCILLATOR	E13J2	6-PCB-J	3.3V	OS70	03/02