

## Features

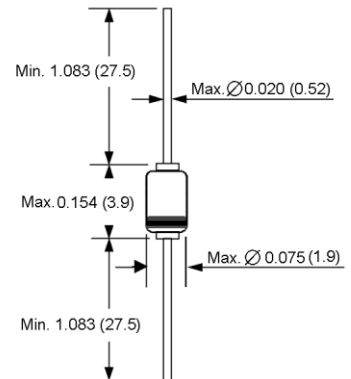
- ◆ The Zener voltages are graded according to the international E 24 standard. Higher Zener voltages and 1% tolerance available on request.
- ◆ Diodes available in these tolerance series:  
 $\pm 2\%$  BZX79-B,  $\pm 3\%$  BZX79-F,  $\pm 5\%$  BZX79-C.



**DO-204AH (DO-35 Glass)**

## Mechanical Data

- ◆ Case: DO-35 Glass Case
- ◆ Weight: approx. 0.13g



**Dimensions in inches and (millimeters)**

## Maximum Ratings and Thermal Characteristics

( $T_A = 25^\circ\text{C}$  unless otherwise noted)

Parameter	Symbol	Value	Unit
Zener current see table "Characteristics"			
Power dissipation at $T_{\text{amb}} = 25^\circ\text{C}$	$P_{\text{tot}}$	500 <sup>(1)</sup>	mW
Junction temperature	$T_J$	-65 to +200	$^\circ\text{C}$
Storage temperature range	$T_S$	-65 to +200	$^\circ\text{C}$
Continuous forward current	$I_F$	250	mA
Thermal resistance junction to ambient air	$R_{\theta JA}$	0.3 <sup>(1)</sup>	$^\circ\text{C}/\text{mW}$
Peak reverse power dissipation (non-repetitive) $t_p = 100\mu\text{s}$ square wave	$P_{ZSM}$	40	W

**Notes:** 1. Valid provided that leads are kept at ambient temperature at a distance of 8mm from case.

# Electrical Characteristics

(T<sub>A</sub>=25°C unless otherwise noted) Maximum V<sub>F</sub>=0.9V at I<sub>F</sub>=10mA

Type number y=B for ±2% V <sub>Z</sub> y=F for ±3% V <sub>Z</sub> y=C for ±5% V <sub>Z</sub>	Dynamic resistance		Temp. coefficient of zener voltage at I <sub>Z</sub> =5mA αmvz (% / °C)		Reverse leakage current		Admissible zener current <sup>(2)</sup>  I <sub>Z</sub> (mA)	Capacitance V <sub>R</sub> =0 f=1 MHz (pF) Max.	Non-Repetitive peak reverse current at t <sub>p</sub> =100µs  I <sub>ZSM</sub> (A)
	at I <sub>Z</sub> =5mA f=1kHz r <sub>Zj</sub> (Ω) Max.	at I <sub>Z</sub> =1mA f=1kHz r <sub>Zj</sub> (Ω) Max.	Min.	Max.	I <sub>R</sub> (nA)	at V <sub>R</sub> (Volts)			
BZX79 - y2V4	100	< 600	- 0.08	- 0.06	50,000	1	167	450	6.0
BZX79 - y2V7	100	< 600	- 0.08	- 0.06	20,000	1	135	450	6.0
BZX79 - y3V0	95	< 600	- 0.08	- 0.06	10,000	1	125	450	6.0
BZX79 - y3V3	95	< 600	- 0.08	- 0.05	5,000	1	115	450	6.0
BZX79 - y3V6	90	< 600	- 0.08	- 0.04	5,000	1	105	450	6.0
BZX79 - y3V9	90	< 600	- 0.07	- 0.03	3,000	1	95	450	6.0
BZX79 - y4V3	90	< 600	- 0.04	- 0.01	3,000	1	90	450	6.0
BZX79 - y4V7	80	500	- 0.03	+ 0.01	3,000	1	85	300	6.0
BZX79 - y5V1	60	480	- 0.02	+ 0.05	2,000	1	80	300	6.0
BZX79 - y5V6	40	400	- 0.01	+ 0.06	1,000	1	70	300	6.0
BZX79 - y6V2	10	150	0	+ 0.07	3,000	2	64	200	6.0
BZX79 - y6V8	15	80	+ 0.01	+ 0.08	2,000	3	58	200	6.0
BZX79 - y7V5	15	80	+0.01	+ 0.09	1,000	5	53	150	4.0
BZX79 - y8V2	15	80	+0.01	+ 0.09	700	6	47	150	4.0
BZX79 - y9V1	15	100	+ 0.02	+ 0.10	500	7	43	150	3.0
BZX79 - y10	20	150	+ 0.03	+ 0.11	200	7.5	40	90	3.0
BZX79 - y11	20	150	+ 0.03	+ 0.11	100	8.5	36	85	2.5
BZX79 - y12	25	150	+ 0.03	+ 0.11	100	9	32	85	2.5
BZX79 - y13	30	170	+ 0.03	+ 0.11	100	10	29	80	2.5
BZX79 - y15	30	200	+ 0.03	+ 0.11	50	11	27	75	2.0
BZX79 - y16	40	200	+ 0.03	+ 0.11	50	12	24	75	1.5
BZX79 - y18	45	225	+ 0.03	+ 0.11	50	14	21	70	1.5
BZX79 - y20	55	225	+ 0.03	+ 0.11	50	15	20	60	1.5
BZX79 - y22	55	250	+ 0.03	+ 0.11	50	17	18	60	1.3
BZX79 - y24	70	250	+ 0.04	+ 0.12	50	18	16	55	1.3
BZX79 - y27	80 <sup>(3)</sup>	300 <sup>(4)</sup>	+ 0.04 <sup>(3)</sup>	+ 0.12	50	20	14	50	1.0
BZX79 - y30	80 <sup>(3)</sup>	300 <sup>(4)</sup>	+ 0.04 <sup>(3)</sup>	+ 0.12	50	22	13	50	1.0
BZX79 - y33	80 <sup>(3)</sup>	325 <sup>(4)</sup>	+ 0.04 <sup>(3)</sup>	+ 0.12	50	24	12	45	0.9
BZX79 - y36	90 <sup>(3)</sup>	350 <sup>(4)</sup>	+ 0.04 <sup>(3)</sup>	+ 0.12	50	27	11	45	0.8
BZX79 - y39	130 <sup>(3)</sup>	350 <sup>(4)</sup>	+ 0.04 <sup>(3)</sup>	+ 0.12	50	28	10	45	0.7
BZX79 - y43	150 <sup>(3)</sup>	375 <sup>(4)</sup>	+ 0.04 <sup>(3)</sup>	+ 0.12	50	32	9.2	40	0.6
BZX79 - y47	170 <sup>(3)</sup>	375 <sup>(4)</sup>	+ 0.04 <sup>(3)</sup>	+ 0.12	50	35	8.5	40	0.5
BZX79 - y51	180 <sup>(3)</sup>	400 <sup>(4)</sup>	+ 0.04 <sup>(3)</sup>	+ 0.12	50	38	7.8	40	0.4
BZX79 - y56	200 <sup>(3)</sup>	425 <sup>(4)</sup>	typ. +0.1 <sup>(3)</sup>		50	39	7.1	40	0.3
BZX79 - y62	215 <sup>(3)</sup>	450 <sup>(4)</sup>	typ. +0.1 <sup>(3)</sup>		50	43	6.4	35	0.3
BZX79 - y68	240 <sup>(3)</sup>	475 <sup>(4)</sup>	typ. +0.1 <sup>(3)</sup>		50	48	5.8	35	0.3
BZX79 - y75	255 <sup>(3)</sup>	500 <sup>(4)</sup>	typ. +0.1 <sup>(3)</sup>		50	53	5.3	35	0.2

- Notes:**
1. Tested with pulses t<sub>p</sub>=5 ms.
  2. Valid provided that leads are kept at ambient temperature at a distance of 8 mm from case.
  3. at I<sub>Z</sub>=2.0 mA
  4. at I<sub>Z</sub>=0.5 mA
- y = Zener voltage tolerance designator

# Electrical Characteristics

(T<sub>A</sub>=25°C unless otherwise noted) Maximum V<sub>Z</sub>=0.9V at I<sub>Z</sub>=10mA

Type number ±5% Tol.	Zener voltage range <sup>(1)</sup> at I <sub>Z</sub> =5mA V <sub>Z</sub> (Volts)	
	Min.	Max.
BZX79-C2V4	2.20	2.60
BZX79-C2V7	2.50	2.90
BZX79-C3V0	2.80	3.20
BZX79-C3V3	3.10	3.50
BZX79-C3V6	3.40	3.80
BZX79-C3V9	3.70	4.10
BZX79-C4V3	4.00	4.60
BZX79-C4V7	4.40	5.00
BZX79-C5V1	4.80	5.40
BZX79-C5V6	5.20	6.00
BZX79-C6V2	5.80	6.60
BZX79-C6V8	6.40	7.20
BZX79-C7V5	7.00	7.90
BZX79-C8V2	7.70	8.70
BZX79-C9V1	8.50	9.60
BZX79-C10	9.40	10.60
BZX79-C11	10.40	11.60
BZX79-C12	11.40	12.70
BZX79-C13	12.40	14.10
BZX79-C15	13.80	15.60
BZX79-C16	15.30	17.10
BZX79-C18	16.80	19.10
BZX79-C20	18.80	21.20
BZX79-C22	20.80	23.30
BZX79-C24	22.80	25.60
BZX79-C27	25.10	28.90 <sup>(3)</sup>
BZX79-C30	28.00	32.00 <sup>(3)</sup>
BZX79-C33	31.00	35.00 <sup>(3)</sup>
BZX79-C36	34.00	38.00 <sup>(3)</sup>
BZX79-C39	37.00	41.00 <sup>(3)</sup>
BZX79-C43	40.00	46.00 <sup>(3)</sup>
BZX79-C47	44.00	50.00 <sup>(3)</sup>
BZX79-C51	48.00	54.00 <sup>(3)</sup>
BZX79-C56	52.00	60.00 <sup>(3)</sup>
BZX79-C62	58.00	66.00 <sup>(3)</sup>
BZX79-C68	64.00	72.00 <sup>(3)</sup>
BZX79-C75	70.00	79.00 <sup>(3)</sup>

Type number ±3% Tol.	Zener voltage range <sup>(1)</sup> at I <sub>Z</sub> =5mA V <sub>Z</sub> (Volts)	
	Min.	Max.
BZX79-F2V4	2.33	2.47
BZX79-F2V7	2.62	2.78
BZX79-F3V0	2.91	3.09
BZX79-F3V3	3.20	3.40
BZX79-F3V6	3.49	3.71
BZX79-F3V9	3.78	4.02
BZX79-F4V3	4.17	4.43
BZX79-F4V7	4.56	4.84
BZX79-F5V1	4.95	5.25
BZX79-F5V6	5.43	5.77
BZX79-F6V2	6.01	6.39
BZX79-F6V8	6.60	7.00
BZX79-F7V5	7.28	7.72
BZX79-F8V2	7.95	8.45
BZX79-F9V1	8.83	9.37
BZX79-F10	9.70	10.30
BZX79-F11	10.67	11.33
BZX79-F12	11.64	12.36
BZX79-F13	12.61	13.39
BZX79-F15	14.55	15.45
BZX79-F16	15.50	16.50
BZX79-F18	17.50	18.50
BZX79-F20	19.40	20.60
BZX79-F22	21.30	22.70
BZX79-F24	23.30	24.70
BZX79-F27	26.20	27.80 <sup>(3)</sup>
BZX79-F30	29.10	30.90 <sup>(3)</sup>
BZX79-F33	32.00	34.00 <sup>(3)</sup>
BZX79-F36	34.90	37.10 <sup>(3)</sup>
BZX79-F39	37.80	40.20 <sup>(3)</sup>
BZX79-F43	41.70	44.30 <sup>(3)</sup>
BZX79-F47	45.60	48.40 <sup>(3)</sup>
BZX79-F51	49.50	52.50 <sup>(3)</sup>
BZX79-F56	54.30	57.70 <sup>(3)</sup>
BZX79-F62	60.10	63.90 <sup>(3)</sup>
BZX79-F68	66.00	70.00 <sup>(3)</sup>
BZX79-F75	72.80	77.20 <sup>(3)</sup>

Type number ±2% Tol.	Zener voltage range <sup>(1)</sup> at I <sub>Z</sub> =5mA V <sub>Z</sub> (Volts)	
	Min.	Max.
BZX79-B2V4	2.35	2.45
BZX79-B2V7	2.65	2.75
BZX79-B3V0	2.94	3.06
BZX79-B3V3	3.23	3.37
BZX79-B3V6	3.53	3.67
BZX79-B3V9	3.82	3.98
BZX79-B4V3	4.21	4.39
BZX79-B4V7	4.61	4.79
BZX79-B5V1	5.00	5.20
BZX79-B5V6	5.49	5.71
BZX79-B6V2	6.08	6.32
BZX79-B6V8	6.66	6.94
BZX79-B7V5	7.35	7.65
BZX79-B8V2	8.04	8.36
BZX79-B9V1	8.92	9.28
BZX79-B10	9.80	10.20
BZX79-B11	10.80	11.20
BZX79-B12	11.80	12.20
BZX79-B13	12.70	13.30
BZX79-B15	14.70	15.30
BZX79-B16	15.70	16.30
BZX79-B18	17.60	18.40
BZX79-B20	19.60	20.40
BZX79-B22	21.60	22.40
BZX79-B24	23.50	24.50
BZX79-B27	26.50	27.50 <sup>(3)</sup>
BZX79-B30	29.40	30.60 <sup>(3)</sup>
BZX79-B33	32.30	33.70 <sup>(3)</sup>
BZX79-B36	35.30	36.70 <sup>(3)</sup>
BZX79-B39	38.20	39.80 <sup>(3)</sup>
BZX79-B43	42.10	43.90 <sup>(3)</sup>
BZX79-B47	46.10	47.90 <sup>(3)</sup>
BZX79-B51	50.00	52.00 <sup>(3)</sup>
BZX79-B56	54.90	57.10 <sup>(3)</sup>
BZX79-B62	60.80	63.20 <sup>(3)</sup>
BZX79-B68	66.60	69.40 <sup>(3)</sup>
BZX79-B75	73.50	76.50 <sup>(3)</sup>

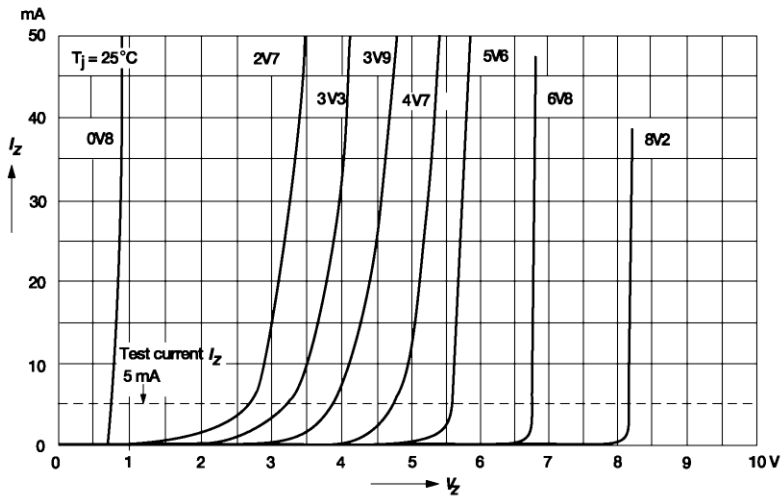
- Notes:**
1. Tested with pulses t<sub>p</sub>=5ms
  2. Valid provided that electrodes are kept at ambient temperature
  3. at I<sub>Z</sub>=2.0 mA
- See BZV55-y table for all characteristics other than zener voltage range.

# RATINGS AND CHARACTERISTIC CURVES

( $T_A = 25^\circ\text{C}$  unless otherwise noted)

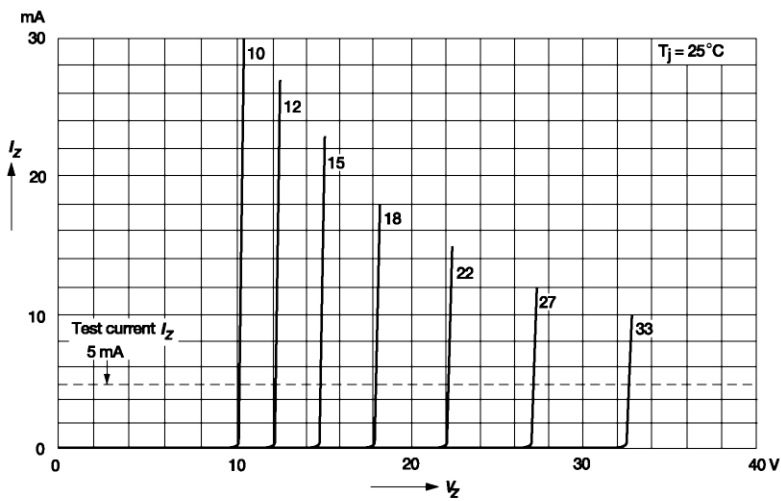
## Breakdown characteristics

at  $T_j = \text{constant}$  (pulsed)



## Breakdown characteristics

at  $T_j = \text{constant}$  (pulsed)

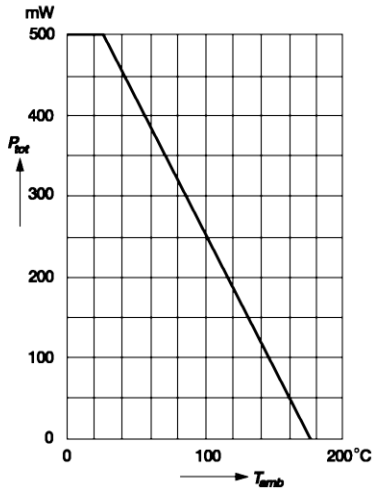


# RATINGS AND CHARACTERISTIC CURVES

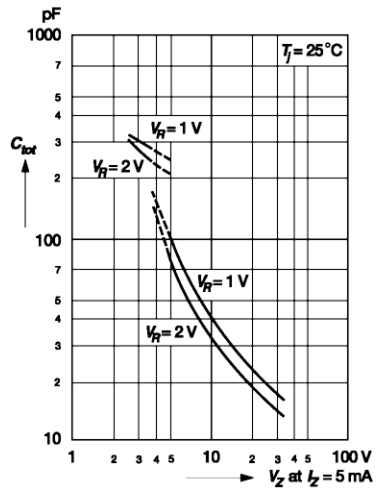
( $T_A = 25^\circ\text{C}$  unless otherwise noted)

**Admissible power dissipation versus ambient temperature**

Valid provided that leads are kept ambient temperature at a distance of 8 mm from case.

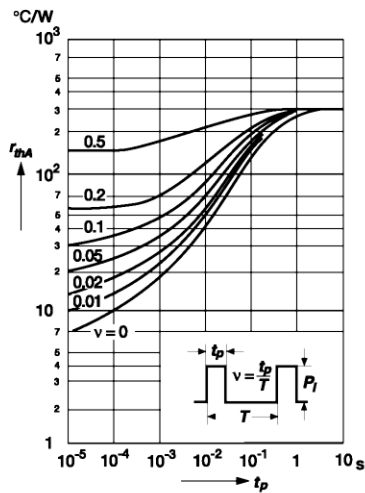


**Capacitance versus Zener voltage**

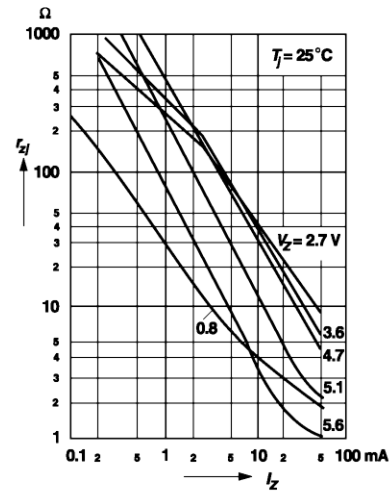


**Pulse thermal resistance versus pulse duration**

Valid provided that leads are kept at ambient temperature at a distance of 8 mm from case.



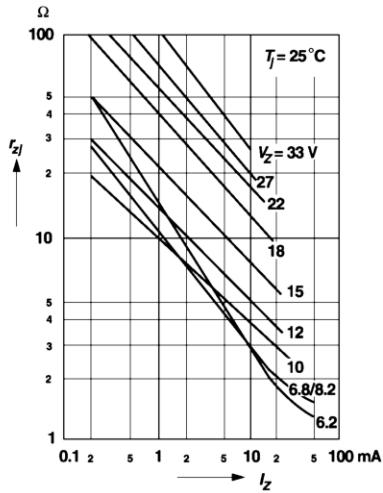
**Dynamic resistance versus Zener current**



# RATINGS AND CHARACTERISTIC CURVES

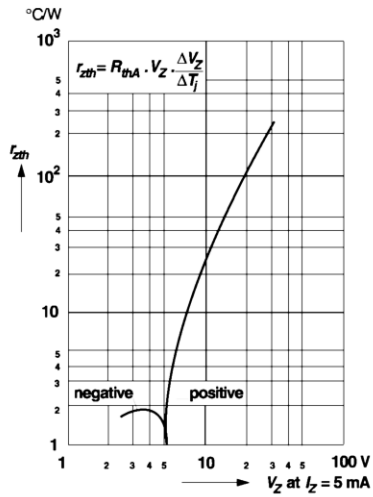
( $T_A = 25^\circ\text{C}$  unless otherwise noted)

**Dynamic resistance versus Zener current**

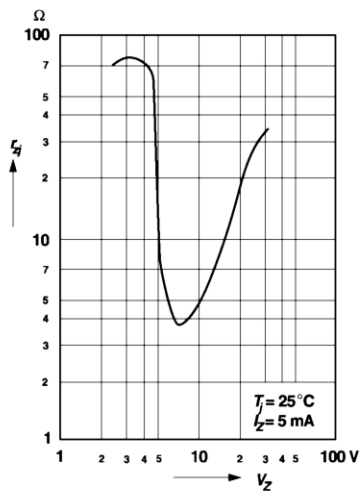


**Thermal differential resistance versus Zener voltage**

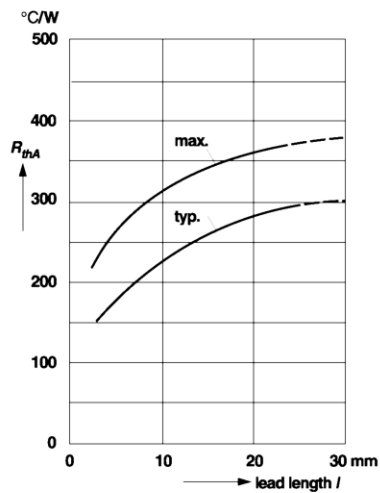
Valid provided that leads are kept at ambient temperature at a distance of 8 mm from case.



**Dynamic resistance versus Zener voltage**



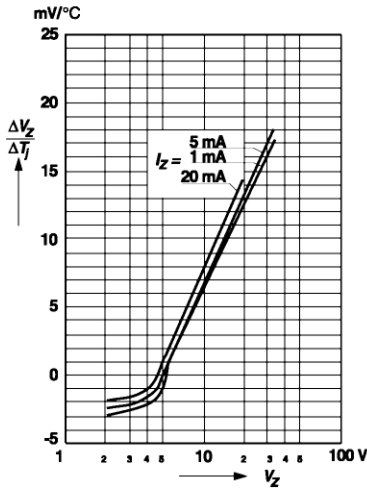
**Thermal resistance versus lead length**



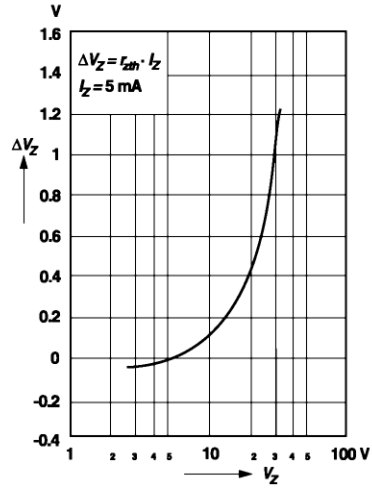
# RATINGS AND CHARACTERISTIC CURVES

( $T_A = 25^\circ\text{C}$  unless otherwise noted)

**Temperature dependence of Zener voltage versus Zener voltage**



**Change of Zener voltage from turn-on up to the point of thermal equilibrium versus Zener voltage**



**Change of Zener voltage versus junction temperature**

