

DTA124EM / DTA124EH / DTA124EE / DTA124EUA / DTA124EKA / DTA124ESA

Transistor

●Absolute maximum ratings (Ta=25°C)

Parameter	Symbol	Limits(DTA124E□)						Unit
		M	H	E	UA	KA	SA	
Supply voltage	V _{CC}	-50						V
Input voltage	V _{IN}	-40~+10						V
Output current	I _o	-30						mA
	I _{C(Max.)}	-100						
Power dissipation	P _d	150		200		300		mW
Junction temperature	T _j	150						°C
Storage temperature	T _{stg}	-55~+150						°C

●Electrical characteristics (Ta=25°C)

Parameter	Symbol	Min.	Typ.	Max.	Unit	Conditions
Input voltage	V _{I(off)}	-	-	-0.5	V	V _{CC} =-5V, I _o =-100μA
	V _{I(on)}	-3	-	-		V _o =-0.2V, I _o =-5mA
Output voltage	V _{O(on)}	-	-0.1	-0.3	V	I _o /I _i =-10mA/-0.5mA
Input current	I _i	-	-	-0.36	mA	V _i =-5V
Output current	I _{o(off)}	-	-	-0.5	μA	V _{CC} =-50V, V _i =0V
DC current gain	G _i	56	-	-	-	V _o =-5V, I _o =-5mA
Input resistance	R ₁	15.4	22	28.6	kΩ	-
Resistance ratio	R ₂ /R ₁	0.8	1	1.2	-	-
Transition frequency	f _r	-	250	-	MHz	V _{CE} =-10V, I _E =5mA, f=100MHz *

*Transition frequency of the device

●Packaging specifications

Type	Package	VMT3	EMT3 Flat lead	EMT3	UMT3	SMT3	SPT
	Packaging type	Taping	Taping	Taping	Taping	Taping	Taping
	Code	T2L	T2L	TL	T106	T146	TP
	Basic ordering unit (pieces)	8000	8000	3000	3000	3000	5000
DTA124EM		○	-	-	-	-	-
DTA124EH		-	○	-	-	-	-
DTA124EE		-	-	○	-	-	-
DTA124EUA		-	-	-	○	-	-
DTA124EKA		-	-	-	-	○	-
DTA124ESA		-	-	-	-	-	○

DTA124EM / DTA124EH / DTA124EE / DTA124EUA /
 Transistor
 DTA124EKA / DTA124ESA

●Electrical characteristic curves

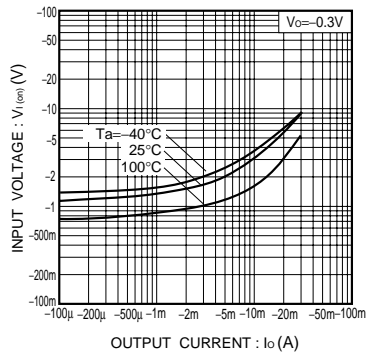


Fig.1 Input voltage vs. output current (ON characteristics)

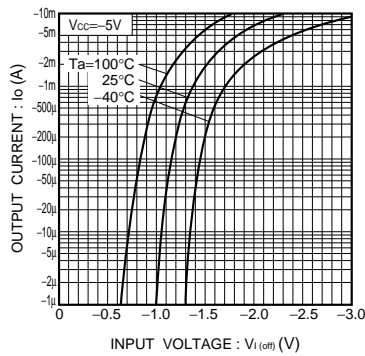


Fig.2 Output current vs. input voltage (OFF characteristics)

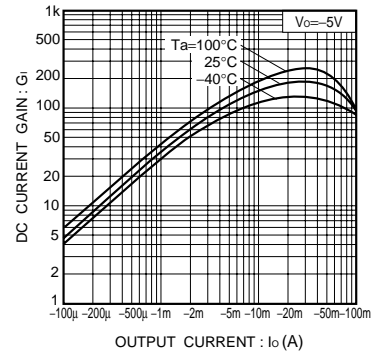


Fig.3 DC current gain vs. output current

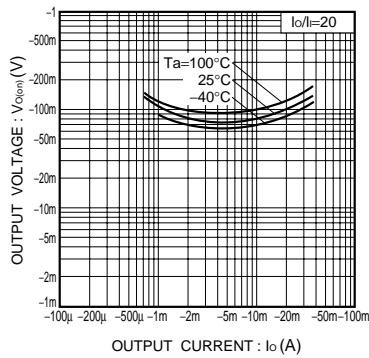


Fig.4 Output voltage vs. output current