



Model 3M Model 4M Fixed Coaxial Attenuators

dc to 12.4 GHz
dc to 18.0 GHz
2 Watts

Ruggedized SMA Connectors



Features

- /// Rugged injection molded connectors.
- /// Designed to meet environmental requirements of MIL-A-3933.
- /// Usable to 22 GHz.

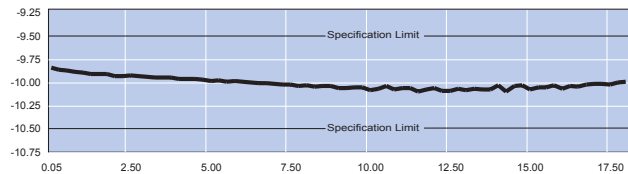
Specifications

NOMINAL IMPEDANCE: 50 Ω

FREQUENCY RANGE: Model 3M: dc to 12.4 GHz
Model 4M: dc to 18.0 GHz

MAXIMUM DEVIATION OVER FREQUENCY:

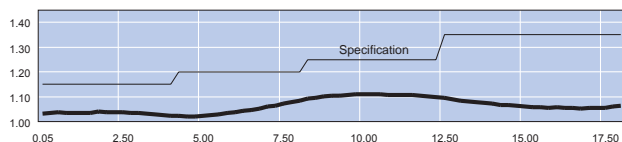
Nominal ATTN (dB)	3M	4M
1 - 2	± 0.30	± 0.50
3 - 6	± 0.30	± 0.30
7 - 10	± 0.30	± 0.50
20	± 0.50	± 0.70
30, 40	± 0.75	± 1.00
50, 60	± 1.00	± 2.00



Typical Attenuation Performance of 4M-10

MAXIMUM SWR:

Frequency (GHz)	3M	4M
dc - 4	1.15	1.15
4 - 8	1.20	1.20
8 - 12.4	1.25	1.25
12.4 - 18	- - -	1.35



Typical SWR of a Model 4M-10

POWER RATING: 2 watts **average** to 25°C ambient temperature, derated linearly to 0.5 watts at 125°C. 500 watts **peak** (5 μ sec pulse width; 0.2% duty cycle).

POWER COEFFICIENT: < 0.005 dB/dB/watts

TEMPERATURE COEFFICIENT: < 0.0004 dB/dB/°C

TEMPERATURE RANGE: -55°C to +125°C

CALIBRATION: Insertion Loss and SWR Testing performed across frequency range. Test data available at additional cost.

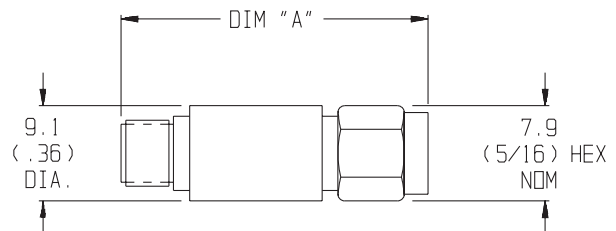
CONNECTORS: SMA connectors per MIL-STD-348 interface dimensions - mate nondestructively with MIL-C-39012 connectors.

CONSTRUCTION: Passivated stainless steel body and connectors; gold plated beryllium copper contacts.

WEIGHT (Both Models):

dB VALUE	WEIGHT (Net)
1 - 10, 20	10 g (0.35 oz)
30, 40, 50, 60	20 g (0.70 oz)

PHYSICAL DIMENSIONS:

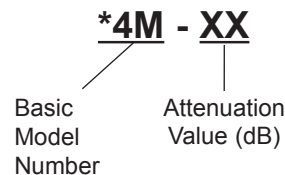


dB VALUE	DIM A ± 0.5 (0.02)
1 - 10, 20	30.5 (1.20)
30, 40, 50, 60	47.0 (1.85)

NOTE: All dimensions are given in mm (inches) and are maximum, unless otherwise specified.

MODEL NUMBER DESCRIPTION:

Example:



*Add Prefix M for double male and F for double female connectors.