

ISOLATOR

- In-Line Polarization Insensitive Wideband Isolator
- In-Line Polarization Insensitive L-Band Isolator
- In-Line Polarization Insensitive Single Stage Isolator
- In-Line Polarization Insensitive Dual Stage Isolator

IN-LINE POLARIZATION INSENSITIVE WIDEBAND ISOLATOR

Features

- High isolation
- Low insertion loss
- Low polarization sensitivity
- Environmental stability and reliability
- Optical path epoxy free
- Low PMD

Applications

- EDFA
- Fiber optic system testing
- Telecommunications

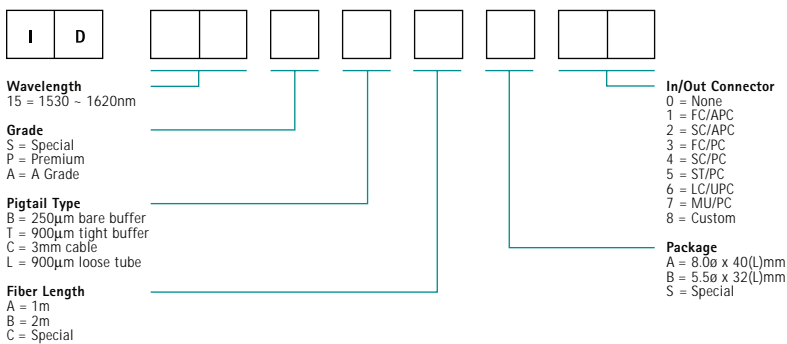


Specifications

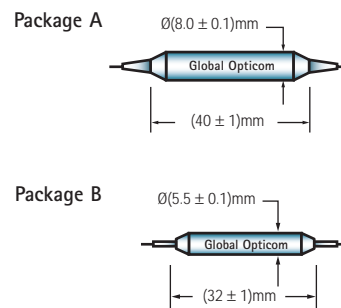
Parameter	Premium	A Grade
Operating wavelength (nm)	1530 ~ 1620	
Peak isolation (Typ.) (dB)	≥ 52	≥ 47
Min. isolation (dB) (λc = 1530 - 1620nm @ 23°C, SOP)	≥ 45	≥ 41
Insertion loss (Typ.) (dB)	≤ 0.65	≤ 0.8
Max. insertion loss (dB) (λc = 1530 - 1620nm @ 0 to 60°C, SOP)	≤ 0.9	≤ 1.2
Return loss (dB) (input/output)	≥ 65/60	≥ 60/55
Polarization dependent loss (dB)	< 0.05	< 0.10
Operating temperature (°C)	-20 ~ +65	
Storage temperature (°C)	-40 ~ +85	
Max. power (mW)	300	

All specifications referenced are without connectors.
Low PMD (≤ 0.05ps) is available upon request.

Ordering Information



Dimensions



IN-LINE POLARIZATION INSENSITIVE L-BAND ISOLATOR

Features

- High isolation
- Low insertion loss
- Low polarization sensitivity
- Environmental stability and reliability
- Optical path epoxy free

Applications

- EDFA
- Fiber optic system testing
- Fiber optic LAN systems
- Telecommunications

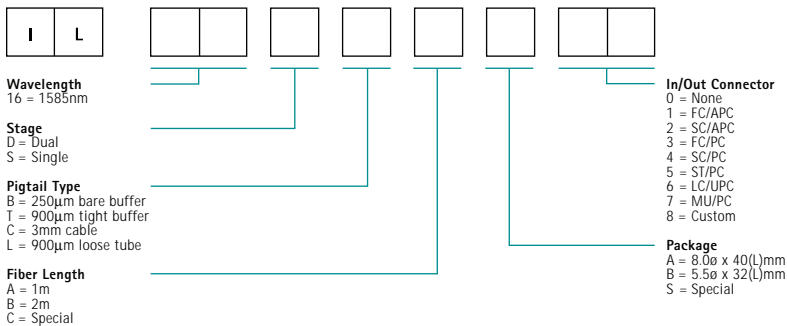


Specifications

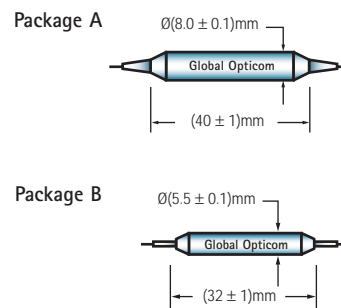
Parameter	Dual Stage	Single Stage
Operating wavelength (nm)	1585 ± 30	
Peak isolation (Typ.) (dB) (λc)	≥ 58	≥ 42
Min. isolation (dB) @ 23°C, SOP	≥ 46 @ λc ± 30nm	≥ 32 @ λc ± 15nm
Insertion loss (Typ.) (dB)	0.5	0.4
Max. insertion loss (dB) (λc ± 20nm @ 0 - 60°C, SOP)	0.7	0.6
Return loss (dB) (input/output)	≥ 65/60	≥ 65/60
Polarization dependent loss (dB)	< 0.08	< 0.08
Operating temperature (°C)	-20 ~ +65	
Storage temperature (°C)	-40 ~ +85	
Max. power (mW)	300	

All specifications referenced are without connectors.
Low PMD is available upon request.

Ordering Information



Dimensions



IN-LINE POLARIZATION INSENSITIVE SINGLE STAGE ISOLATOR

Features

- High isolation
- Low insertion loss
- Low polarization sensitivity
- Environmental stability and reliability
- Optical path epoxy free

Applications

- EDFA
- Fiber optic systems testing
- Fiber optic LAN systems
- Telecommunications



Specifications

Parameter	Premium	A Grade
Operating wavelength (nm)	1310, 1480, 1550 (±15)	
Peak isolation (Typ.) (dB)	≥ 42	≥ 40
Min. isolation (dB) (λc ±15nm @ 23°C, SOP)	≥ 32	≥ 30
Insertion loss (Typ.) (dB)	0.3	0.4
Max. insertion loss (dB) (λc ±15nm @ 0 - 60°C, SOP)	0.5	0.7
Return loss (dB) (input/output)	≥ 65/60	≥ 60/55
Polarization dependent loss (dB)	< 0.05	< 0.1
Operating temperature (°C)	-20 ~ +65	
Storage temperature (°C)	-40 ~ +85	
Max. power (mW)	300	

All specifications referenced are without connectors.
Low PMD is available upon request.

Ordering Information

I	S	□	□	□	□	□	□	□
---	---	---	---	---	---	---	---	---

Wavelength
13 = 1310nm
14 = 1480nm
15 = 1550nm

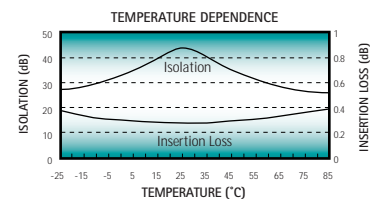
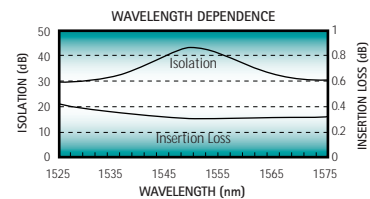
Grade
S = Special
P = Premium
A = A Grade

Pigtail Type
B = 250µm bare buffer
T = 900µm tight buffer
C = 3mm cable
L = 900µm loose tube

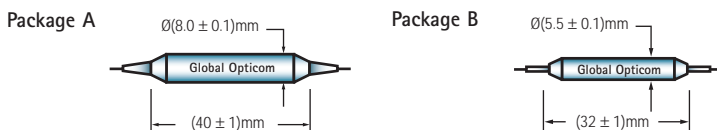
Fiber Length
A = 1m
B = 2m
C = Special

In/Out Connector
0 = None
1 = FC/APC
2 = SC/APC
3 = FC/PC
4 = SC/PC
5 = ST/PC
6 = LC/UPC
7 = MU/PC
8 = Custom

Package
A = 8.00 x 40(L)mm
B = 5.50 x 32(L)mm
S = Special



Dimensions



IN-LINE POLARIZATION INSENSITIVE DUAL STAGE ISOLATOR

Features

- High isolation
- Low insertion loss
- Low polarization sensitivity
- Environmental stability and reliability
- Optical path epoxy free
- Low PMD

Applications

- EDFA
- Fiber optic systems testing
- Fiber optic LAN systems
- Telecommunications

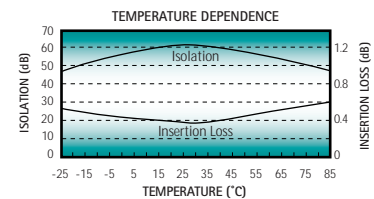
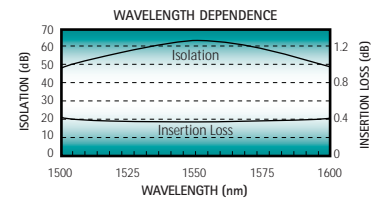
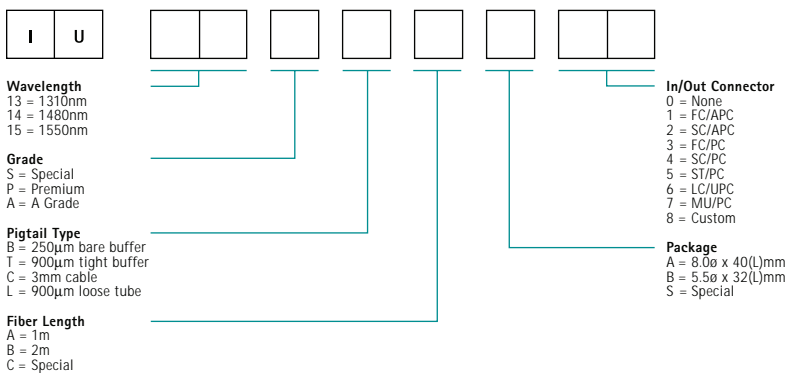


Specifications

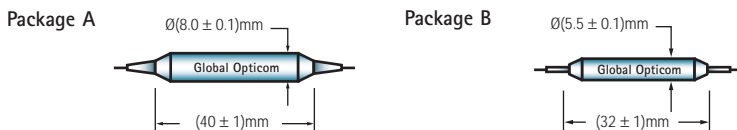
Parameter	Super	Premium	A Grade
Operating wavelength (nm)	1310, 1480, 1550 ± 30		
Peak isolation (Typ.) (dB)	58	≥ 58	≥ 54
Min. isolation (dB) (λc ±30nm @ 23°C, SOP)	46	≥ 46	≥ 45
Insertion loss (Typ.) (dB)	≤ 0.4	≤ 0.4	≤ 0.55
Max. insertion loss (dB) (λc ±20nm @ 0 - 60°C, SOP)	≤ 0.5	≤ 0.6	≤ 0.8
Return loss (dB) (input/output)	≥ 65/60	≥ 65/60	≥ 60/55
Polarization dependent loss (dB)	< 0.05	< 0.05	< 0.1
Operating temperature (°C)	-20 ~ +65		
Storage temperature (°C)	-40 ~ +85		
Max. power (mW)	300		
PMD	< 0.05ps	< 0.1ps	< 0.2ps

All specifications referenced are without connectors.

Ordering Information



Dimensions



NOTES