

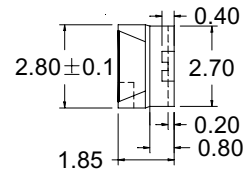
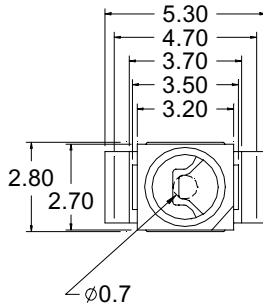


BVS-321WI4-B

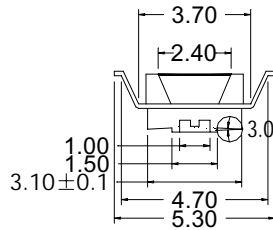
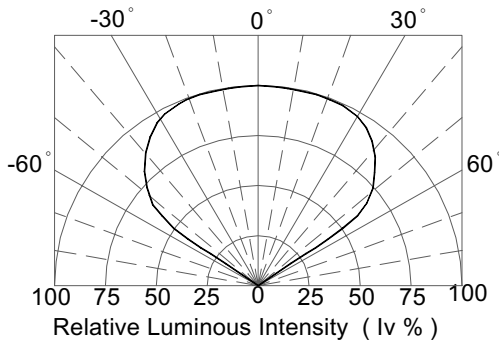
PACKAGE CONFIGURATION

DESCRIPTION

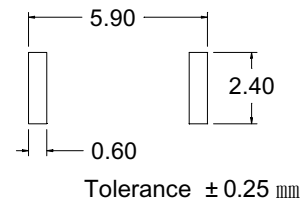
Dice Material : GaN Blue
Light Color : White Color
Lens Color : Water Transparent



RADIATION PATTERN



**INFRARED/VAPOR PHASE
REFLOW SOLDERING**



ABSOLUTE MAXIMUM RATINGS AT Ta = 25 °C

PARAMETER	MAX.	UNIT
Power Dissipation	95	mW
Continuous Forward Current	25	mA
Peak Forward Current (1/10 Duty Cycle , 0.1ms Pulse Width)	80	mA
Reverse Voltage	5	V
Derating Linear From 50 °C	0.35	mA/°C
Operating Temperature Range	-40 to + 100	°C
Storage Temperature Range	-40 to + 100	°C
Infrared Soldering Condition 230 °C for 40 seconds		

ELECTRICAL / OPTICAL CHARACTERISTICS AT Ta = 25 °C

SYMBOL	PARAMETER	TEST COND.	MIN.	TYP.	MAX.	UNIT
V _F	Forward Voltage	I _F = 10 mA		3.2	3.5	V
V _F	Forward Voltage	I _F = 20 mA		3.4	3.7	V
I _R	Reverse Current	V _R = 5V			2	μA
2θ _{1/2}	Viewing Angle	I _F = 20 mA		110		Deg

BIN GRADE LIMITS (I F = 20 mA) CHROMATICITY COORDINATES

Bin	x	y	z	u	v
WA	x	0.26	0.26	0.29	0.29
	y	0.19	0.23	0.27	0.23
WB	x	0.29	0.29	0.32	0.32
	y	0.23	0.27	0.32	0.28
WC	x	0.32	0.32	0.35	0.35
	y	0.28	0.32	0.35	0.31
WD	x	0.35	0.35	0.38	0.38
	y	0.31	0.35	0.4	0.36

One delivery will include three different ranks of products.

Measurement Uncertainty of the color coordinates : ±0.02

BIN GRADE LIMITS (I F = 10 mA) LUMINOUS INTENSITY / mcd

Bin	G	H	I	J	K	L
Min.	167	200	240	290	350	420
Max.	200	240	290	350	420	500

One delivery will include the consecutive two ranks of products.

Measurement Uncertainty of the Luminous Intensity : ± 15 %

*Bright View reserves the rights to alter specifications and remove availability of products at any time without notice.

*These products are sensitive to static electricity.

Caution must be taken strictly to avoid static electricity.

*Chromaticity Coordinates , x,y is according to CIE Chromaticity Diagram base on color of lamps.

* θ 1/2 is the off-axis angle where the luminous intensity is one half the on-axis intensity.