

ADAPTERS, IN-SERIES

2.9mm

DC - 26.5 & 40 GHz



MODELS: 5160, 5161, 5162, 5170, 5171, 5172

SPECIFICATIONS:

Electrical:

Frequency Range _____ See Below

VSWR

DC - 18 GHz _____ 1.10:1 Max.

18 - 26.5 GHz _____ 1.15:1 Max.

26.5 - 40 GHz _____ 1.25:1 Max.

Impedance _____ 50 Ohms

Operating Temp Range _____ -65°C to +125°C

Mechanical:

Connectors _____ Passivated Stainless Steel

(Mate both Mechanically & Electrically with
all SMA, K* & 3.5mm Series Connectors.)

Conductors _____ Gold Plated Beryllium Copper

* K is a trademark of Wiltron Corp.

Model Number: **5162**

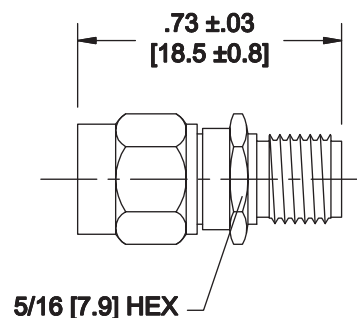
Frequency Range _____ DC - 26.5 GHz

Male/Female Connectors

Model Number: **5172**

Frequency Range _____ DC - 40 GHz

Male/Female Connectors



Model Number: **5161**

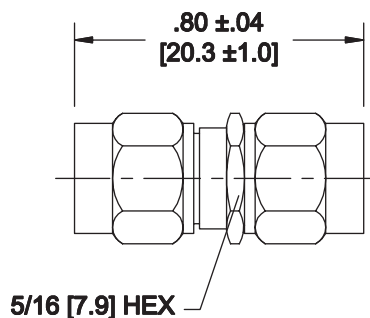
Frequency Range _____ DC - 26.5 GHz

Male/Male Connectors

Model Number: **5171**

Frequency Range _____ DC - 40 GHz

Male/Male Connectors



Model Number: **5160**

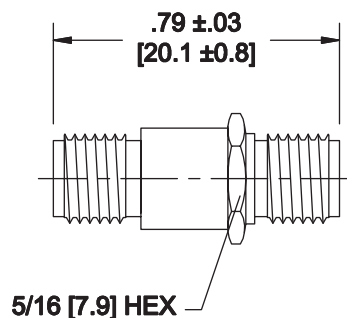
Frequency Range _____ DC - 26.5 GHz

Female/Female Connectors

Model Number: **5170**

Frequency Range _____ DC - 40 GHz

Female/Female Connectors



Note: Dimensions in Brackets are Expressed in Millimeters and are for Reference Only.
Gold plated connectors are also available.

5162; REV G